

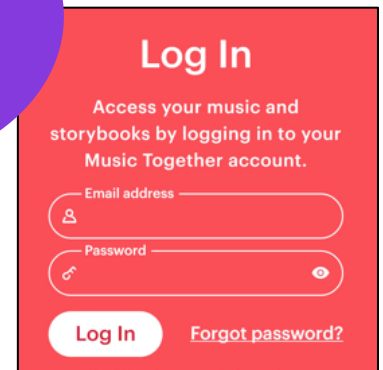
STREAM YOUR MUSIC

(support@musictogether.com for issues)

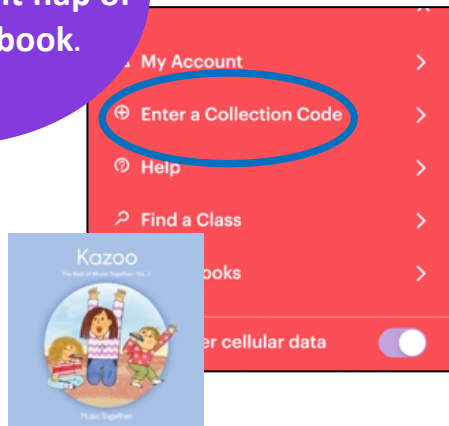
1. Get the Music Together app through Google Play or iTunes



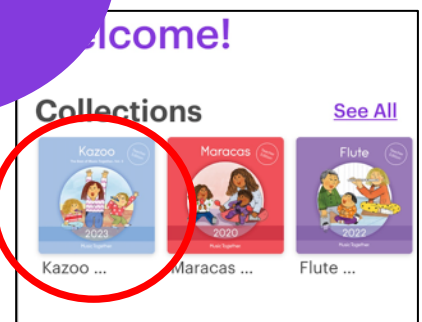
2. Create an account to Login

A screenshot of the 'Log In' screen in the Music Together app. The screen has a red background. At the top, it says 'Log In'. Below that, it says 'Access your music and storybooks by logging in to your Music Together account.' There are two input fields: 'Email address' and 'Password'. Below the 'Password' field is a small eye icon. At the bottom, there are two buttons: 'Log In' and 'Forgot password?'.

3. Find the Collection Code on the inside front flap of your song book.



4. Click on the current collection.



5. In the 3 dot menu next to the collection name, click "Download to Device".

